



# **COURSE MAP**

## Second Saturday Series Campus Golf Tournament

You may check-in and tee off any time after 11am on Saturday, April 6. In order to be eligible and considered for the title, you must have your scorecard turned in before 6pm. We anticipate the round taking less than one hour.

Please check-in with the starter at the first hole, which is located on Worner Quad. There, you will leave your gold card, select a club, grab a scorecard, pencil, tennis ball, and tee off.

Seven holes have been designed that will take you across Cascade before finishing with a pin location back on Worner Quad for the seventh and final hole.

Turf mats will be set to designate the tee boxes. Please save the grass and use them! Subsequent shots will be played as they lie.

The designated landmarks must be hit to complete each hole and, as you finish each hole, mark your score on the scorecard. HONOR SYSTEM!

Once you've completed your round; return your club/tennis ball, grab your gold card, and turn in your scorecard to the starter. We will keep the leaderboard updated throughout the day.


### Rules:

- Each participant must select one golf club that will be used for every shot.
- Using a tennis ball from the first tee, count how many strokes it takes to hit the campus landmark indicated on the scorecard.
- Once the first hole is completed, use the course map to find the next tee box; drop the tennis ball and count how many strokes it takes to hit the next campus landmark. Continue this process through each hole.
- Players can not score more than 10 on any one hole. Once a player reaches 10 strokes, they should pick up their ball and move on to the next hole.
- Any ball that hits onto the concrete or into bushes, flower beds, under a car, etc., will be allowed to be moved laterally or backwards to the nearest grassy area with no penalty. You may also elect to hit the ball where it lies (concrete, mulch, etc.).
- Players are expected to replace all divots they make during play.
- Each player is allowed 1 mulligan (a do-over) per round of campus golf.
- In the case of a tie, a matching scorecard tiebreak will be utilized (best gross of final 4 holes, then final 2 holes, then final hole as necessary).

1

CUTLER

Cross Cascade for next tee box




**WORNER QUAD: PAR 2**

Check in with the starter. Tee off in the lawn behind Worner Center and hit the middle light post on the south side of the sidewalk.

CHECK IN HERE



WORNER





**TUTT LIBRARY**

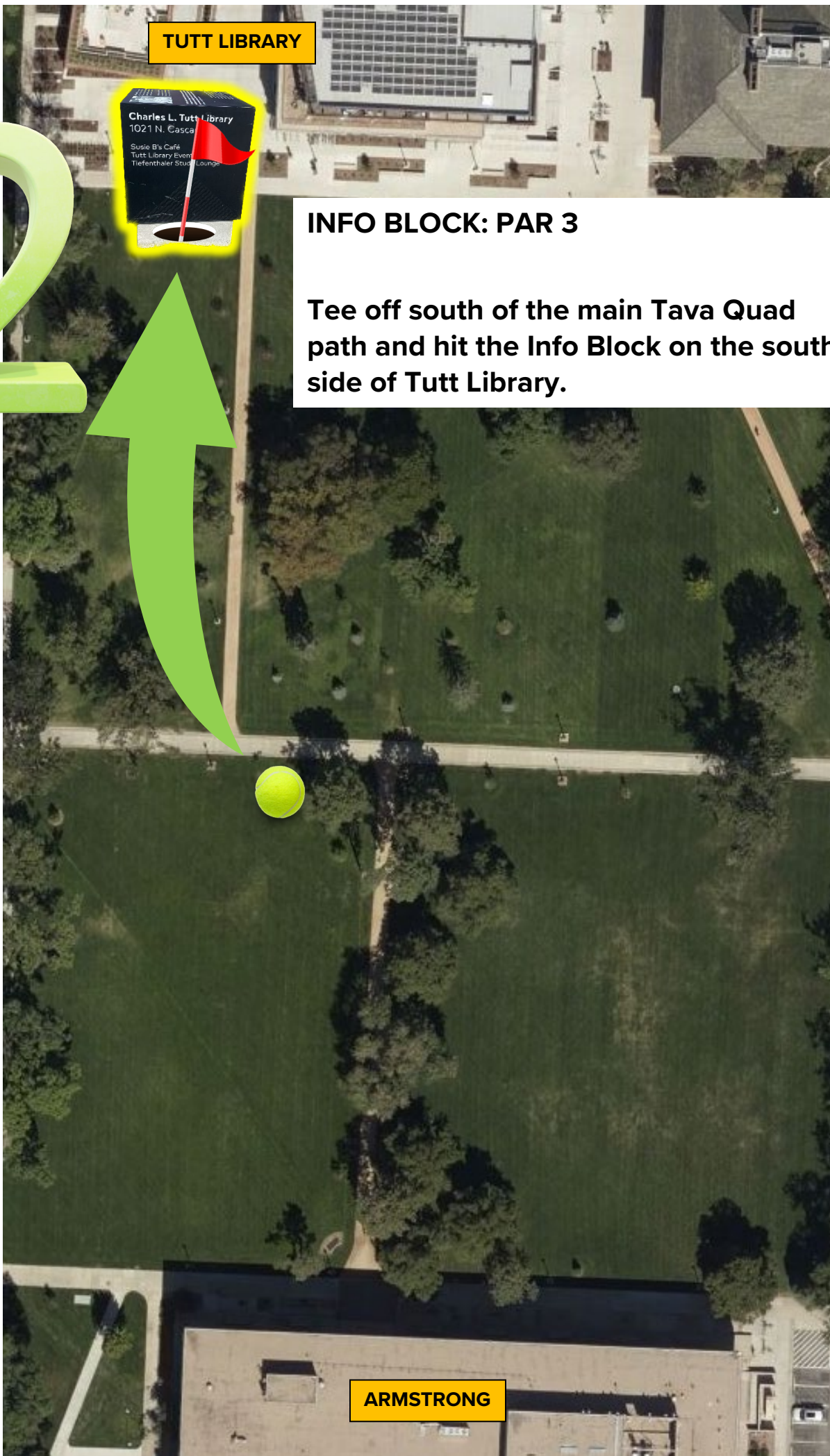

Charles L. Tutt Library  
1021 N. Casca  
Susie B's Cafe  
Tutt Library Event  
Tiefenthaler Study Lounge

**INFO BLOCK: PAR 3**

**Tee off south of the main Tava Quad path and hit the Info Block on the south side of Tutt Library.**

**ARMSTRONG**

2





3

**LOVERS STATUE: PAR 4**

**Tee off in the lawn in front of Palmer, near the Harry Potter tree and hit the Lovers Statue.**

**PALMER**



**OLIN  
"FISHBOWL"**

**SOLAR BENCH: PAR 3**


**Tee off from the NW corner of the lawn between Palmer and Barnes and hit the Solar Bench in front of Tutt Science.**

**TUTT SCIENCE**

**4**

**BARNES**

**PALMER**






5


**NORTH TUTT INFO BLOCK: PAR 5**

**Tee off from the east side of Tutt Science Quad and hit the Info Block on the north side of Tutt Library.**

**TUTT  
SCIENCE**



**TUTT  
LIBRARY**



**Cross Cascade for next tee box**

STUDENT HEALTH CENTER

6

**BROSSMAN BENCH: PAR 4**

**Tee off in front of the stone wall, across the driveway from the Student Health Center, and hit the Brossman Bench .**



CUTLER



**MONTGOMERY**

7

**FLAGPOLE: PAR 3**

**Tee off just south of  
Brossman Bench and hit  
the Worner Quad flagpole.**

**CUTLER**

