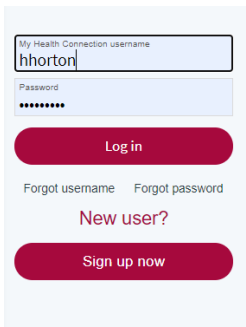


We have partnered with UC Health and Optum to ensure that members of the CC community have access to symptomatic COVID testing.

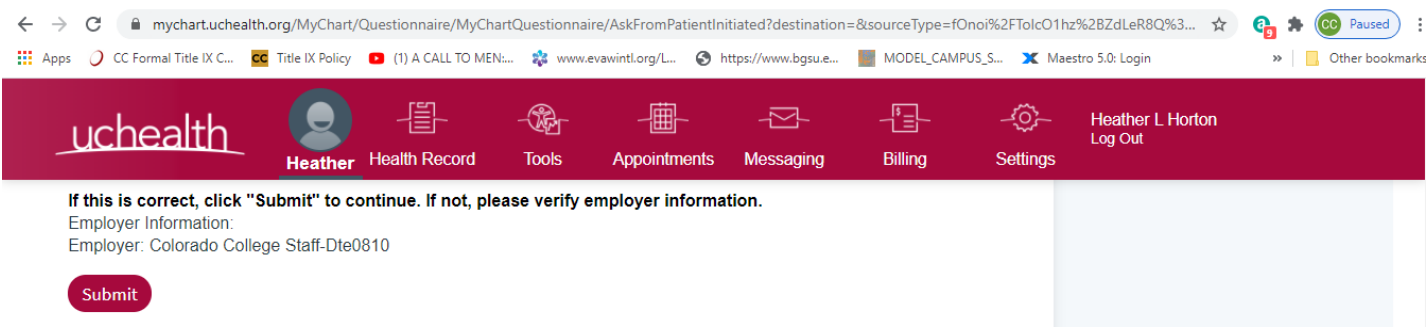
To be prepared in case you do experience any symptoms of COVID, all members of the CC community should create their UC Health My Health Connection account by clicking on the appropriate link below (preferably from a computer):

- CC Students:  
<https://mychart.uchealth.org/MyChart/empSolutions.html?empPIN=JEWaqpCHKaaNpggotBVaA%3D%3D&Organization=ColoradoCollege>
- CC Faculty/Staff:  
<https://mychart.uchealth.org/MyChart/empSolutions.html?empPIN=3U%2B13prFfXCQ6ZhXvMT7hQ%3D%3D&Organization=ColoradoCollegeStaff>

If you already have a My Health Connection account, Log in.  
If not, click Sign Up Now and create your account.



Next, you'll be asked to verify that you are part of CC's testing program.  
Click "Submit"



Set up your account, upload insurance information, etc.

Now you can schedule appointments and see test results though the web-based portal or by installing the My Health Connection app on your mobile device.

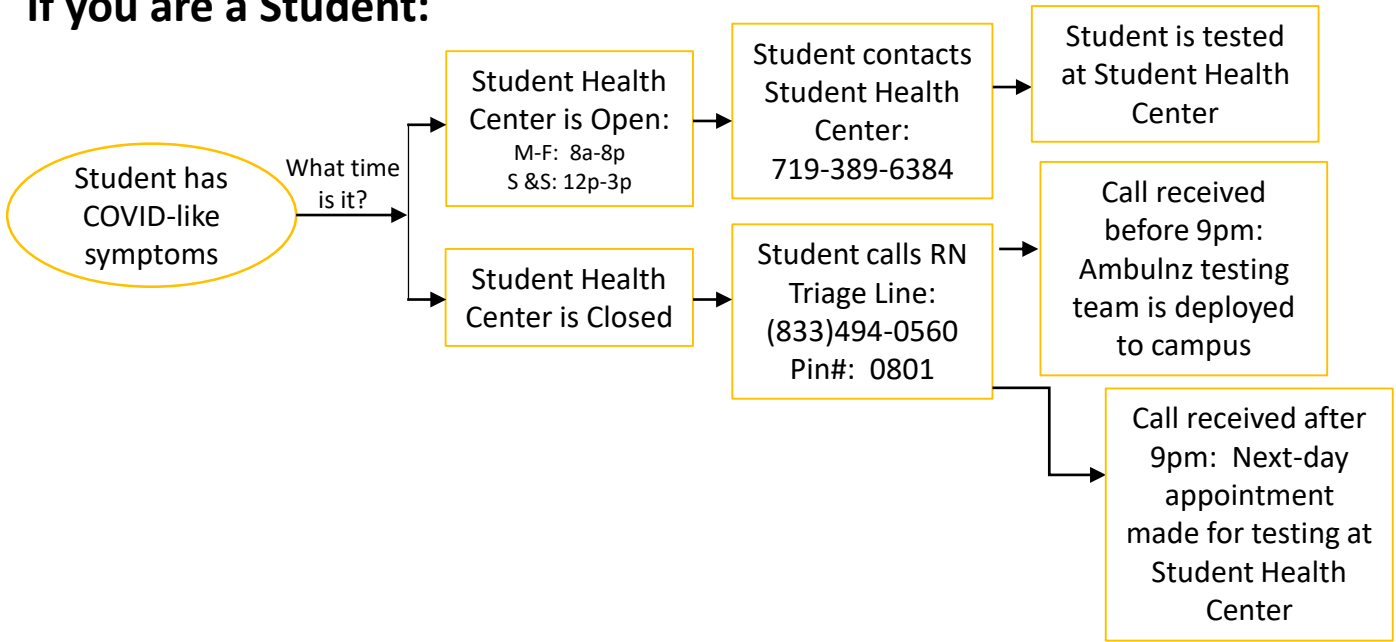
## Experiencing any of these COVID symptoms?

- Fever or Chills
- Cough
- Shortness of Breath
- Difficulty Breathing
- Fatigue
- Muscle or Body Aches
- New Loss of Taste or Smell
- Sore Throat
- Congestion or Runny Nose
- Nausea or Vomiting
- Headache
- Diarrhea

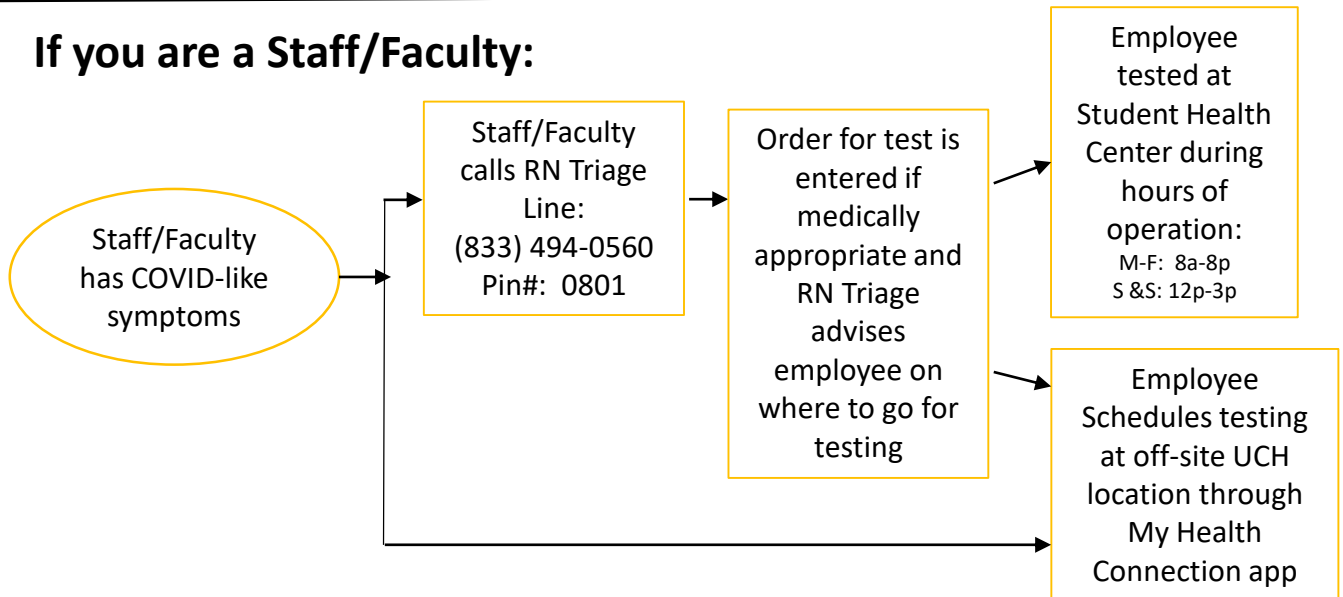
First, please self-isolate to protect people around you.

Next, follow the process below to see if you need to be tested for COVID-19:

### If you are a Student:



### If you are a Staff/Faculty:



**Note:** If a COVID-19 test is determined to be medically appropriate, the CC Contact Tracing Team will be notified; contact tracing will begin and Isolation and Quarantine Protocols will begin.