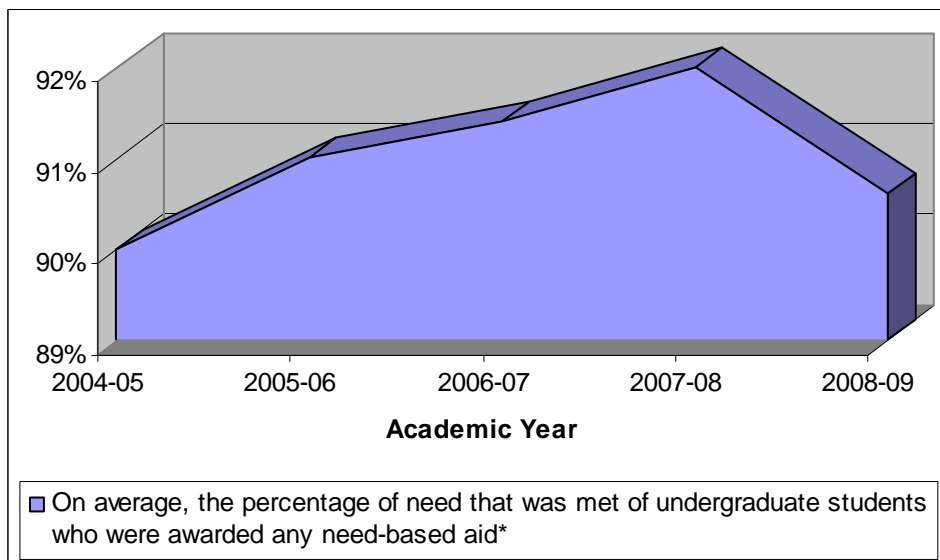


SOURCES AND AMOUNTS OF UNDERGRADUATE FINANCIAL AID

Undergraduate Need-based* Total Financial Aid Amounts Academic Years 2004-05 through 2008-09

	2004-05	2005-06	2006-07	2007-08	2008-09
Scholarships/Grants					
Federal	\$982,919	\$860,004	\$867,261	\$917,764	\$859,837
State	\$355,102	\$398,261	\$326,518	\$302,299	\$170,173
Institutional & external funds awarded by the college (excluding athletic aid and tuition waivers)	\$15,315,812	\$16,670,216	\$16,988,474	\$17,411,450	\$18,570,935
Scholarships/grants from external sources not awarded by the college	\$321,666	\$523,087	\$278,941	\$414,821	\$442,399
Total Scholarships/Grants	\$16,975,499	\$18,451,568	\$18,461,194	\$19,046,334	\$20,043,344
Self-Help					
Student loans from all sources (excluding parent loans)	\$2,612,923	\$2,401,728	\$1,943,730	\$1,951,549	\$1,766,980
Federal Work-Study	\$530,833	\$479,665	\$433,191	\$397,316	\$322,772
State and other (e.g. institutional) work-study/employment	\$254,740	\$275,237	\$216,840	\$231,106	\$231,535
Total Self-Help	\$3,398,496	\$3,156,620	\$2,593,761	\$2,579,971	\$2,321,287
Parent Loans	\$550,568	\$605,554	\$554,214	\$403,726	\$440,245
Tuition Waivers	\$187,187	\$203,930	\$187,770	\$327,152	\$243,962
Athletic Awards	\$183,587	\$0	\$189,511	\$220,400	\$143,258

*Includes non-need based aid used to meet aid.



*Excluding PLUS loans, unsubsidized loans, and private alternative loans

SOURCES AND AMOUNTS OF UNDERGRADUATE FINANCIAL AID

Undergraduate Non Need-based* Total Financial Aid Amounts Academic Years 2004-05 through 2008-09

	2004-05	2005-06	2006-07	2007-08	2008-09
Scholarships/Grants					
Federal	\$2,492	\$2,876	\$4,100	\$3,803	\$9,313
State	\$6,865	\$20,308	\$6,891	\$0	\$0
Institutional & external funds awarded by the college (excluding athletic aid and tuition waivers)	\$2,419,292	\$3,043,192	\$3,261,728	\$3,937,764	\$3,555,439
Scholarships/grants from external sources not awarded by the college	\$904,561	\$819,047	\$845,124	\$967,945	\$1,215,037
Total Scholarships/Grants	\$3,333,210	\$3,885,423	\$4,117,843	\$4,909,512	\$4,779,789
Self-Help					
Student loans from all sources (excluding parent loans)	\$1,284,606	\$1,234,932	\$1,251,022	\$1,717,815	\$1,670,735
Federal Work-Study	--	--	--	--	--
State and other work-study/employment	\$291,606	\$100,097	\$101,579	\$101,342	\$82,578
Total Self-Help	\$1,576,212	\$1,335,029	\$1,352,601	\$1,819,157	\$1,753,313
Parent Loans	\$3,071,221	\$2,608,874	\$2,410,943	\$2,580,065	\$2,134,928
Tuition Waivers	\$967,353	\$999,757	\$641,584	\$627,281	\$644,675
Athletic Awards	\$892,026	\$1,085,364	\$1,020,754	\$1,104,237	\$1,265,813

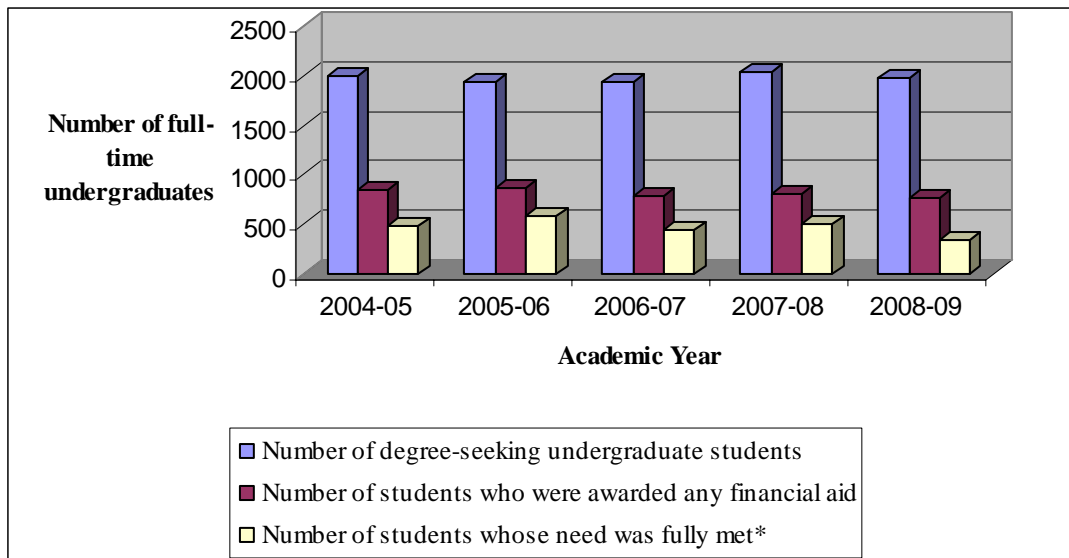
*Excludes non-need based aid used to meet aid.

SOURCES AND AMOUNTS OF UNDERGRADUATE FINANCIAL AID

Numbers of Undergraduate Students Awarded Need-based Aid AY 2004-05 through AY 2008-09

	2004-05	2005-06	2006-07	2007-08	2008-09
Degree-seeking undergraduates	1994	1928	1939	2034	1972
Number of undergraduate students who were determined to have financial need	850	879	796	819	759
Percent of undergraduate students that were determined to have financial need	42.6%	45.6%	41.1%	40.3%	44.5%
Number of these students who were awarded any financial aid	848	875	795	816	759
Number of students who were awarded need-based scholarship or grant aid	802	790	745	779	734
Number of students who were awarded need-based self-help aid	760	761	680	680	498
Number of students who were awarded non-need-based scholarship or grant aid	85	103	89	142	221
Number of students whose need was fully met*	478	585	438	512	346
Percent of students whose need was fully met*	56.4%	66.9%	55.1%	62.7%	45.6%

*Excluding PLUS loans, unsubsidized loans, and private alternative loans.



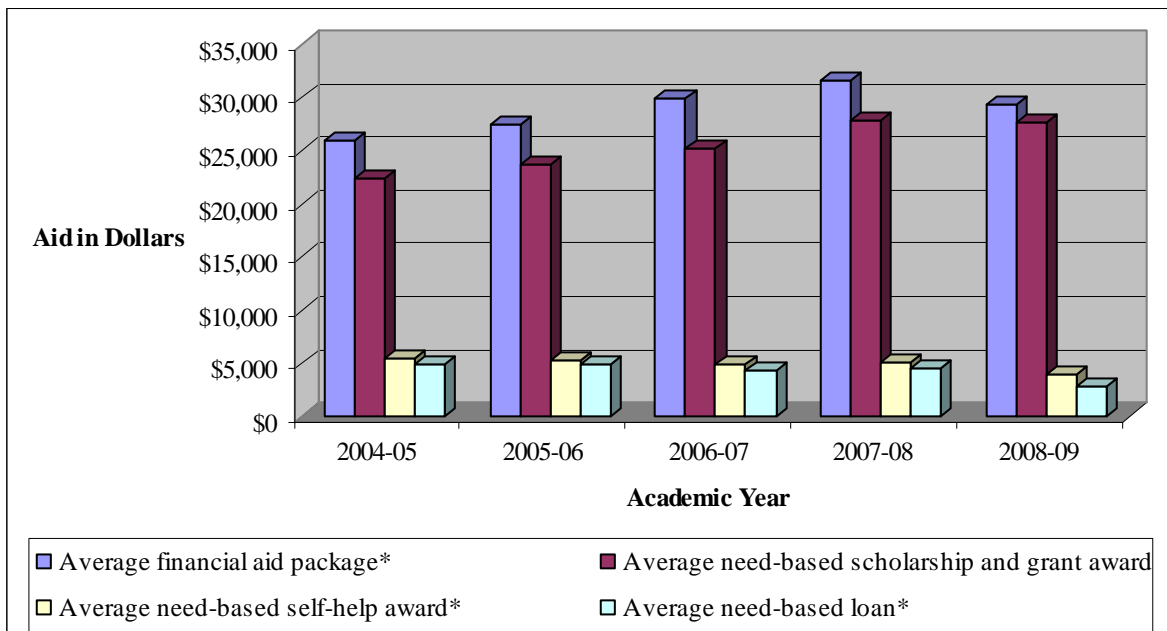
*Excluding PLUS loans, unsubsidized loans, and private alternative loans.

SOURCES AND AMOUNTS OF UNDERGRADUATE FINANCIAL AID

Average Need-based Aid Awarded to Undergraduate Students AY 2004-05 through 2008-09

	2004-05	2005-06	2006-07	2007-08	2008-09
The average financial aid package of undergraduate students who were awarded financial aid*	\$25,986	\$27,522	\$29,982	\$31,635	\$29,412
The average need-based scholarship and grant award	\$22,323	\$23,717	\$25,257	\$27,821	\$27,698
The average need-based self-help award*	\$5,510	\$5,347	\$4,875	\$5,104	\$4,002
The average need-based loan*	\$4,861	\$4,835	\$4,379	\$4,486	\$2,894

*Excluding PLUS loans, unsubsidized loans, and private alternative loans.



*Excluding PLUS loans, unsubsidized loans, and private alternative loans.

SOURCES AND AMOUNTS OF UNDERGRADUATE FINANCIAL AID

Numbers of Undergraduate Students Awarded Non Need-based Aid AY 2004-05 through AY 2008-09

	2004-05	2005-06	2006-07	2007-08	2008-09
Degree-seeking undergraduates	1994	1928	1939	2034	1972
Number of undergraduate students who had no financial need and who were awarded institutional non-need-based scholarship or grant aid*	114	212	139	115	162
Average dollar amount of institutional non-need-based scholarships and grants	\$16,338	\$15,144	\$16,425	\$12,650	\$14,386
Number of undergraduate students who were awarded an institutional non-need-based athletic scholarship or grant	32	36	36	31	37
Average dollar amount of institutional non-need-based athletic scholarships and grants	\$27,876	\$29,592	\$30,607	\$33,962	\$33,317

*Excluding those who were awarded athletic awards and tuition benefits.

Aid to Undergraduate Degree-seeking Nonresident Aliens AY 2004-05 through 2008-09

	2004-05	2005-06	2006-07	2007-08	2008-09
Number of undergraduate degree-seeking nonresident aliens who were awarded need-based or non-need-based aid	30	29	17	31	42
Average dollar amount of institutional financial aid awarded to degree-seeking nonresident aliens	\$25,896	\$29,582	\$39,381	\$36,820	\$41,885
Total dollar amount of institutional financial aid awarded to degree-seeking nonresident aliens	\$777,866	\$857,878	\$669,473	\$1,141,420	\$1,759,178

Source: Common Data Set 2004-05 through 2008-09